

CAMP



LEARN - A - LOT

(AKA KINDERGARTEN)

CAMPER

On the Ball


Dear Parent,

Heads up! It's summertime - and that means it's time for you and your child to work together to keep those skills learned in kindergarten in tip-top shape! Please review the attached skills with your child.

Have a great summer!

Sincerely,

Kindergarten Teachers



READING TO YOUR CHILD

Try to set aside a special time of day, perhaps after a meal or before bed, to get cozy and read to your child. Read together as often as you can. Vary the way you spend your read-aloud time to make it extra special and enjoyable.

Examples-

- Enlarge the audience with your child's stuffed animals. These polite animals enjoy stories read to them by your child, too.
- Instead of reading straight through a book, stop and ask your child what he/she sees on the page. Ask your child to identify pictures. Encourage conversation.
- Together, make up a new story using a favorite picture in a book you have read many times. Incorporate your child in the new story. Invite him/her to add to the story.
- Invite your child to be in charge of the story. Let him/her be the teacher.
- If you have an audiocassette, record a few stories and poems with your child. Hearing his or your voice is special and gives your child confidence.
- Encourage your child to value books. Provide a shelf or a box with your child's name on it to keep his books.
- Family stories are always favorites that can be told again and again. They build a family history for your child.

Number Recognition

4

2

7

1

5

3

8

9

7

13

11

16

10

14

15

13

20

17

19

18

Color Words

yellow

blue

red

orange

gray

black



purple

white

pink

brown

green



SIGHT WORDS

no have am go

play said see me

it yes to you


a the *here do

come is will are

in did like *what

I and can *not

*NEW WORDS



Number Words

one 1

two 2

three 3

four 4

five 5


six 6

seven 7

eight 8

nine 9

ten 10



Please encourage your child to continue writing using invented spelling and real words. Please, don't force your child to write but summer can offer some fun opportunities for you and your child to communicate through writing.

Some suggestions:

Always have paper and pencils available.

Put some paper on a clip board so your child can walk around the house (or your office) and copy words from print.

If you go to work leave your child a special note asking a question he/she can answer in a note back to you.

Establish a special spot in the house for you and your child to leave notes to each other.

Going to the mall? Have your child write a list of what he/she expects to do there.

Going on a trip? Have your child write postcards to Grandma or some other relative, teacher or a friend.

Going to the grocery store? Let your child write a list and be responsible for getting those items.

I am sure that you can think of other ways to make writing fun for your child and your family

Happy summer writing!

Please continue to work on the following skills:

-beginning sounds

ending sounds

invented spelling

counting

patterning - AB, ABB, ABC, ABBC


YOU'RE OUT!



I learned my beginning and

ending

sounds!




Handwriting practice lines consisting of a solid top line, a dashed middle line, and a solid bottom line.



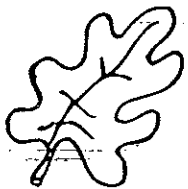
Handwriting practice lines consisting of a solid top line, a dashed middle line, and a solid bottom line.



Handwriting practice lines consisting of a solid top line, a dashed middle line, and a solid bottom line.




Handwriting practice lines consisting of a solid top line, a dashed middle line, and a solid bottom line.




Handwriting practice lines consisting of a solid top line, a dashed middle line, and a solid bottom line.




Handwriting practice lines consisting of a solid top line, a dashed middle line, and a solid bottom line.




Handwriting practice lines consisting of a solid top line, a dashed middle line, and a solid bottom line.




Handwriting practice lines consisting of a solid top line, a dashed middle line, and a solid bottom line.



Handwriting practice lines consisting of a solid top line, a dashed middle line, and a solid bottom line.



Handwriting practice lines consisting of a solid top line, a dashed middle line, and a solid bottom line.



Handwriting practice lines consisting of a solid top line, a dashed middle line, and a solid bottom line.



Handwriting practice lines consisting of a solid top line, a dashed middle line, and a solid bottom line.

